

Evaluation of Management Procedures

Application to Chilean Jack Mackerel Fishery

Vincent Martinet¹ Julio Peña² Héctor Ramírez C.³
Michel de Lara⁴

¹Economie Publique, UMR INRA - AgroParisTech, France

²Universidad Alberto Hurtado, Santiago de Chile

³DIM & CMM, Universidad de Chile, Santiago de Chile

⁴Université Paris-Est, CERMICS, France

Modelos y Métodos Cuantitativos para el
Manejo Sustentable de Recursos Renovables
26 de Noviembre 2009 - Cali, Colombia

Outline

Evaluation of
Management
Procedures

Héctor Ramírez

Introduction

The Model

Viability
Approach

Evaluation of
Management
Procedures

Conclusions

- 1 Introduction
- 2 The Model
- 3 Viability Approach
- 4 Evaluation of Management Procedures
- 5 Conclusions

Outline

Evaluation of
Management
Procedures

Héctor Ramírez

Introduction

The Model

Viability
Approach

Evaluation of
Management
Procedures

Conclusions

1 Introduction

2 The Model

3 Viability Approach

4 Evaluation of Management Procedures

5 Conclusions

Introduction

Evaluation of
Management
Procedures

Héctor Ramírez

Introduction

The Model

Viability
Approach

Evaluation of
Management
Procedures

Conclusions

- Chilean Jack Mackerel (Jurel) fishery is the largest one in Chile in terms of catches as well as in economical terms



- This pelagic fish is affected by climatic factors that generate uncertainties in its stock dynamic model (El Niño)

Introduction

Evaluation of
Management
Procedures

Héctor Ramírez

Introduction

The Model

Viability
Approach

Evaluation of
Management
Procedures

Conclusions

- Chilean Jack Mackerel (Jurel) fishery is the largest one in Chile in terms of catches as well as in economical terms



- This pelagic fish is affected by climatic factors that generate uncertainties in its stock dynamic model (**El Niño**)

Introduction

Evaluation of
Management
Procedures

Héctor Ramírez

Introduction

The Model

Viability
Approach

Evaluation of
Management
Procedures

Conclusions

- **These uncertainties are an obstacle for the implementation of sustainable exploitation strategies**
- Until now, this has been done via yearly Total Allowable Catches (TACs) and their assignation by using non-transferable individuals quotas
- TACs can be considered as management procedures (MP)

Introduction

Evaluation of
Management
Procedures

Héctor Ramírez

Introduction

The Model

Viability
Approach

Evaluation of
Management
Procedures

Conclusions

- These uncertainties are an obstacle for the implementation of sustainable exploitation strategies
- Until now, this has been done via yearly **Total Allowable Catches (TACs)** and their assignation by using non-transferable individuals quotas
- TACs can be considered as management procedures (MP)

Introduction

Evaluation of
Management
Procedures

Héctor Ramírez

Introduction

The Model

Viability
Approach

Evaluation of
Management
Procedures

Conclusions

- These uncertainties are an obstacle for the implementation of sustainable exploitation strategies
- Until now, this has been done via yearly Total Allowable Catches (TACs) and their assignation by using non-transferable individuals quotas
- TACs can be considered as **management procedures (MP)**

Management Procedures (MPs)

Evaluation of
Management
Procedures

Héctor Ramírez

Introduction

The Model

Viability
Approach

Evaluation of
Management
Procedures

Conclusions

- A Management Procedure (MP) is defined in Butterworth et al. 1997 as a **set of rules, which translates data from a fishery into a regulatory mechanism**, such as total allowable catches (TAC) or maximum fishing effort
- According to Oliveira and Butterworth 2004, such MPs have been developed (though not always implemented) for a number of disparate fisheries since their development within the International Whaling Commission in the late 1980s

Management Procedures (MPs)

Evaluation of
Management
Procedures

Héctor Ramírez

Introduction

The Model

Viability
Approach

Evaluation of
Management
Procedures

Conclusions

- A Management Procedure (MP) is defined in Butterworth et al. 1997 as a set of rules, which translates data from a fishery into a regulatory mechanism, such as total allowable catches (TAC) or maximum fishing effort
- According to Oliveira and Butterworth 2004, such MPs have been developed (though not always implemented) for a number of disparate fisheries since their development within the International Whaling Commission in the late 1980s

Management Procedures (MPs)

Evaluation of
Management
Procedures

Héctor Ramírez

Introduction

The Model

Viability
Approach

Evaluation of
Management
Procedures

Conclusions

- Ideally, before defining the MP to be applied, one should **compare different potential MPs** and rank them with respect to their ability to keep the fishery sustainable in an uncertain environment
- The so-called Management Strategy Evaluation (MSE) denotes a class of procedures based on simulation to compare alternative MPs

Management Procedures (MPs)

Evaluation of
Management
Procedures

Héctor Ramírez

Introduction

The Model

Viability
Approach

Evaluation of
Management
Procedures

Conclusions

- Ideally, before defining the MP to be applied, one should compare different potential MPs and rank them with respect to their ability to keep the fishery sustainable in an uncertain environment
- The so-called Management Strategy Evaluation (MSE) denotes a class of **procedures based on simulation to compare alternative MPs**

Management Strategy Evaluation (MSE)

Evaluation of
Management
Procedures

Héctor Ramírez

Introduction

The Model

Viability
Approach

Evaluation of
Management
Procedures

Conclusions

As detailed in Sainsbury et al. 2000, the MSE approach consists of two main steps:

- 1 defining an operational set of management objectives,
- 2 and evaluating using simulations the performance of various alternative management strategies with respect to the specified objectives, taking into account uncertainty in the modeled processes

Management Strategy Evaluation (MSE)

Evaluation of
Management
Procedures

Héctor Ramírez

Introduction

The Model

Viability
Approach

Evaluation of
Management
Procedures

Conclusions

As detailed in Sainsbury et al. 2000, the MSE approach consists of two main steps:

- 1 defining an operational set of management objectives,
- 2 and evaluating using simulations the performance of various alternative management strategies with respect to the specified objectives, taking into account uncertainty in the modeled processes

MPs and MSE

Evaluation of
Management
Procedures

Héctor Ramírez

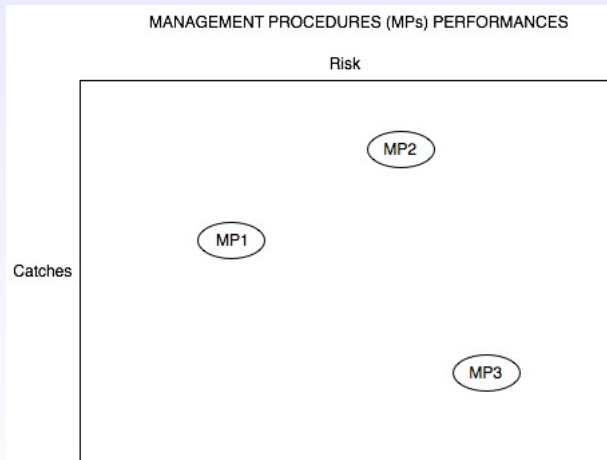
Introduction

The Model

Viability
Approach

Evaluation of
Management
Procedures

Conclusions



The MPs are not always comparable!!

MPs and MSE

Evaluation of
Management
Procedures

Héctor Ramírez

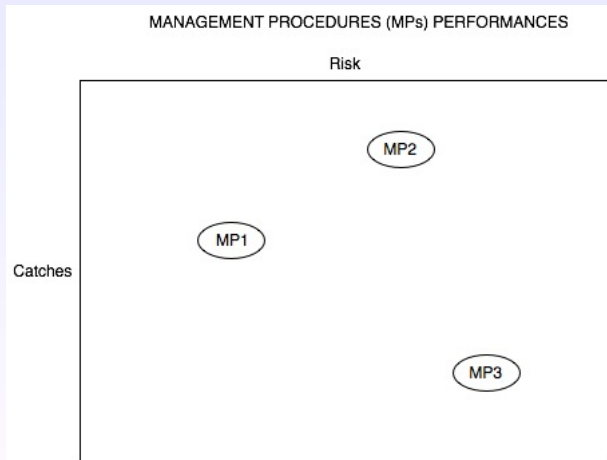
Introduction

The Model

Viability
Approach

Evaluation of
Management
Procedures

Conclusions



The MPs are not always comparable!!

Outline

Evaluation of
Management
Procedures

Héctor Ramírez

Introduction

The Model

Viability
Approach

Evaluation of
Management
Procedures

Conclusions

- 1 Introduction
- 2 The Model**
- 3 Viability Approach
- 4 Evaluation of Management Procedures
- 5 Conclusions

The Model

An age class dynamical model

Evaluation of
Management
Procedures

Héctor Ramírez

Introduction

The Model

Viability
Approach

Evaluation of
Management
Procedures

Conclusions

We consider an age structured abundance population model (Quinn & Deriso 1999) for the Chilean Jack Mackerel fishery

$$N_{a+1}(t+1) = e^{-(M_a + \lambda(t)F_a)} N_a(t), \quad a = 1, \dots, A-1,$$

where

- $A = 11$ age classes
- An horizon time of $T = 10$ years
- We perform our analysis for the initial year $t_0 = 2002$

The Model

An age class dynamical model

Evaluation of
Management
Procedures

Héctor Ramírez

Introduction

The Model

Viability
Approach

Evaluation of
Management
Procedures

Conclusions

We consider an age structured abundance population model (Quinn & Deriso 1999) for the Chilean Jack Mackerel fishery

$$N_{a+1}(t+1) = e^{-(M_a + \lambda(t)F_a)} N_a(t), \quad a = 1, \dots, A-1,$$

where

- $A = 11$ age classes
- An horizon time of $T = 10$ years
- We perform our analysis for the initial year $t_0 = 2002$

The Model

An age class dynamical model

Evaluation of
Management
Procedures

Héctor Ramírez

Introduction

The Model

Viability
Approach

Evaluation of
Management
Procedures

Conclusions

We consider an age structured abundance population model (Quinn & Deriso 1999) for the Chilean Jack Mackerel fishery

$$N_{a+1}(t+1) = e^{-(M_a + \lambda(t)F_a)} N_a(t), \quad a = 1, \dots, A-1,$$

where

- $A = 11$ age classes
- An horizon time of $T = 10$ years
- We perform our analysis for the initial year $t_0 = 2002$

The Model

The stock-recruitment relationship

Evaluation of
Management
Procedures

Héctor Ramírez

Introduction

The Model

Viability
Approach

Evaluation of
Management
Procedures

Conclusions

The recruits are supposed to be a **Ricker** function of the **spawning stock biomass** at time $t - 1$ ($SSB(t - 1)$):

$$N_1(t + 1) = \alpha SSB(t - 1) \exp(\beta SSB(t - 1))$$

the random variable $w(t)$ reflects the **uncertainties** in the recruitment (*El Niño*)

The Model

The stock-recruitment relationship

Evaluation of
Management
Procedures

Héctor Ramírez

Introduction

The Model

Viability
Approach

Evaluation of
Management
Procedures

Conclusions

The recruits are supposed to be a Ricker function of the spawning stock biomass at time $t - 1$ ($SSB(t - 1)$):

$$N_1(t + 1) = \alpha SSB(t - 1) \exp(\beta SSB(t - 1) \underbrace{- 0.12 \text{niño}(t) + \epsilon(t)}_{w(t): \text{random part}})$$

the random variable $w(t)$ reflects the **uncertainties** in the recruitment (*El Niño*)

The Model

The stock-recruitment relationship

Evaluation of
Management
Procedures

Héctor Ramírez

Introduction

The Model

Viability
Approach

Evaluation of
Management
Procedures

Conclusions

The recruits are supposed to be a Ricker function of the spawning stock biomass at time $t - 1$ ($SSB(t - 1)$):

$$N_1(t + 1) = \alpha SSB(t - 1) \exp(\beta SSB(t - 1) \underbrace{- 0.12 \text{niño}(t) + \epsilon(t)}_{w(t): \text{random part}})$$

the random variable $w(t)$ reflects the **uncertainties** in the recruitment (*El Niño*)

The Model

Uncertainties in the stock-recruitment relationship

The stock-recruitment relationship is given by¹:

$$N_1(t+1) = \alpha SSB(t-1) \exp(\beta SSB(t-1) - 0.12 \text{niño}(t) + \epsilon(t))$$

where the **uncertainties** are defined as follows:

- $\epsilon(t) \sim \mathcal{N}(0; 0.18)$
- $\text{niño}(t)$ is a **dummy (0 or 1) random variable** reflecting the presence of *El Niño* phenomena. It is defined by:

$$\text{niño}(t) = \begin{cases} 1, & \text{if } \text{promsdf} > 0.5 \\ 0, & \text{otherwise} \end{cases}$$

where

$$\text{promsdf} = -1.2 \sin(18.19 + 2\pi(t - 1959)/3.17)$$

¹M. Yepes 2008 (Thesis supervised by J. Peña) 

The Model

Uncertainties in the stock-recruitment relationship

The stock-recruitment relationship is given by¹:

$$N_1(t+1) = \alpha SSB(t-1) \exp(\beta SSB(t-1) - 0.12 \text{niño}(t) + \epsilon(t))$$

where the uncertainties are defined as follows:

- $\epsilon(t) \sim \mathcal{N}(0; 0.18)$
- $\text{niño}(t)$ is a **dummy (0 or 1) random variable** reflecting the presence of *El Niño* phenomena. It is defined by:

$$\text{niño}(t) = \begin{cases} 1, & \text{if } \text{promsdf} > 0.5 \\ 0, & \text{otherwise} \end{cases}$$

where

$$\text{promsdf} = -1.2 \sin(18.19 + 2\pi(t - 1959)/3.17)$$

¹M. Yepes 2008 (Thesis supervised by J. Peña) 

The Model

Uncertainties in the stock-recruitment relationship

The stock-recruitment relationship is given by¹:

$$N_1(t+1) = \alpha SSB(t-1) \exp(\beta SSB(t-1) - 0.12 \text{niño}(t) + \epsilon(t))$$

where the uncertainties are defined as follows:

- $\epsilon(t) \sim \mathcal{N}(0; 0.18)$
- $\text{niño}(t)$ is a **dummy (0 or 1) random variable** reflecting the presence of *El Niño* phenomena. It is defined by:

$$\text{niño}(t) = \begin{cases} 1, & \text{if } \text{promsdf} > 0.5 \\ 0, & \text{otherwise} \end{cases}$$

where

$$\text{promsdf} = -1.2 \sin(18.19 + 2\pi(t - 1959)/3.17)$$

¹M. Yepes 2008 (Thesis supervised by J. Peña) 

The Model

Uncertainties in the stock-recruitment relationship

The stock-recruitment relationship is given by¹:

$$N_1(t+1) = \alpha SSB(t-1) \exp(\beta SSB(t-1) - 0.12 \text{niño}(t) + \epsilon(t))$$

where the uncertainties are defined as follows:

- $\epsilon(t) \sim \mathcal{N}(0; 0.18)$
- $\text{niño}(t)$ is a **dummy (0 or 1) random variable** reflecting the presence of *El Niño* phenomena. It is defined by:

$$\text{niño}(t) = \begin{cases} 1, & \text{if } \text{promsdf} > 0.5 \\ 0, & \text{otherwise} \end{cases}$$

where

$$\text{promsdf} = -1.2 \sin(18.19 + 2\pi(t - 1959)/3.17)$$

¹M. Yepes 2008 (Thesis supervised by J. Peña) 

The Model

Uncertainties in the stock-recruitment relationship

Evaluation of
Management
Procedures

Héctor Ramírez

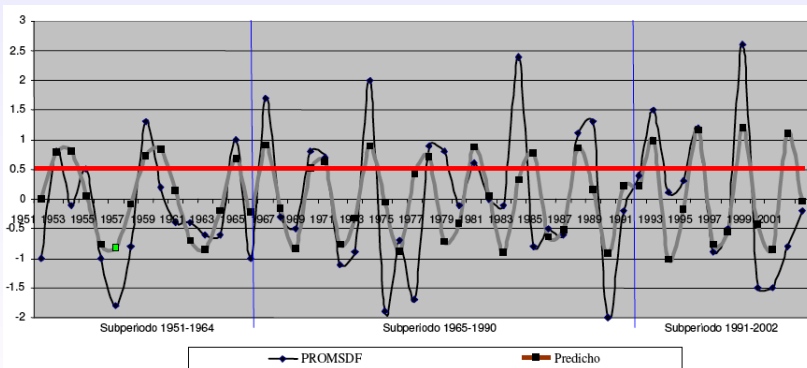
Introduction

The Model

Viability
Approach

Evaluation of
Management
Procedures

Conclusions



Outline

Evaluation of
Management
Procedures

Héctor Ramírez

Introduction

The Model

Viability
Approach

Evaluation of
Management
Procedures

Conclusions

- 1 Introduction
- 2 The Model
- 3 Viability Approach**
- 4 Evaluation of Management Procedures
- 5 Conclusions

New Methodology: Viability Approach

Our model can be described in the following **discrete time dynamic** framework:

$$\begin{cases} N(t+1) = g(N(t), \lambda(t), w(t)), & t = t_0, \dots, T \\ N(t_0) \text{ given,} \end{cases}$$

where

- state variable $N(t)$ (abundances)
- control $\lambda(t)$ (fishing effort)
- uncertainty $w(t)$ (recruitment uncertainties)

The notation for a scenario being $w(\cdot) := (w(t_0), \dots, w(T))$

Scenarios are perturbations of the dynamics (in this case of the stock-recruitment relation) due to climate factors (*El Niño*)

New Methodology: Viability Approach

Our model can be described in the following discrete time dynamic framework:

$$\begin{cases} N(t+1) = g(N(t), \lambda(t), w(t)), & t = t_0, \dots, T \\ N(t_0) \text{ given,} \end{cases}$$

where

- **state variable** $N(t)$ (abundances)
- control $\lambda(t)$ (fishing effort)
- uncertainty $w(t)$ (recruitment uncertainties)

The notation for a scenario being $w(\cdot) := (w(t_0), \dots, w(T))$

Scenarios are perturbations of the dynamics (in this case of the stock-recruitment relation) due to climate factors (*El Niño*)

New Methodology: Viability Approach

Our model can be described in the following discrete time dynamic framework:

$$\begin{cases} N(t+1) = g(N(t), \lambda(t), w(t)), & t = t_0, \dots, T \\ N(t_0) \text{ given,} \end{cases}$$

where

- state variable $N(t)$ (abundances)
- **control** $\lambda(t)$ (fishing effort)
- uncertainty $w(t)$ (recruitment uncertainties)

The notation for a scenario being $w(\cdot) := (w(t_0), \dots, w(T))$

Scenarios are perturbations of the dynamics (in this case of the stock-recruitment relation) due to climate factors (*El Niño*)

New Methodology: Viability Approach

Our model can be described in the following discrete time dynamic framework:

$$\begin{cases} N(t+1) = g(N(t), \lambda(t), w(t)), & t = t_0, \dots, T \\ N(t_0) \text{ given,} \end{cases}$$

where

- state variable $N(t)$ (abundances)
- control $\lambda(t)$ (fishing effort)
- **uncertainty** $w(t)$ (recruitment uncertainties)

The notation for a scenario being $w(\cdot) := (w(t_0), \dots, w(T))$

Scenarios are perturbations of the dynamics (in this case of the stock-recruitment relation) due to climate factors (*El Niño*)

Constraints: Conflicting Indicators

Consider **constraints** to be satisfied at every time $t = t_0, \dots, T$.

They are given by **indicators** $I_k = I_k(N, \lambda)$ and **thresholds** or reference points i_k .

We impose $I_k(N(t), \lambda(t)) \geq i_k$ for all $t = t_0, \dots, T$

In this talk we focus on two conflicting issues:

- Biological: $SSB(t) \geq \text{percentage} \cdot SSB_{\text{virg}}$ where
 - $SSB_{\text{virg}} = 6.44$ millions tons is the virginal spawning stock biomass
 - percentage is typically 0.2, 0.3 or 0.4
- Economical: $Y(N(t), \lambda(t)) \geq y_{\min}$ where
 - Y is the catches in term of biomass

Constraints: Conflicting Indicators

Consider **constraints** to be satisfied at every time $t = t_0, \dots, T$.

They are given by **indicators** $I_k = I_k(N, \lambda)$ and **thresholds** or reference points i_k .

We impose $I_k(N(t), \lambda(t)) \geq i_k$ for all $t = t_0, \dots, T$

In this talk we focus on two conflicting issues:

- Biological: $SSB(t) \geq \text{percentage} \cdot SSB_{\text{virg}}$ where
 - $SSB_{\text{virg}} = 6.44$ millions tons is the virginal spawning stock biomass
 - percentage is typically 0.2, 0.3 or 0.4
- Economical: $Y(N(t), \lambda(t)) \geq y_{\min}$ where
 - Y is the catches in term of biomass

Constraints: Conflicting Indicators

Consider constraints to be satisfied at every time $t = t_0, \dots, T$.

They are given by **indicators** $I_k = I_k(N, \lambda)$ and **thresholds** or reference points i_k .

We impose $I_k(N(t), \lambda(t)) \geq i_k$ for all $t = t_0, \dots, T$

In this talk we focus on two conflicting issues:

- Biological: $SSB(t) \geq \text{percentage} \cdot SSB_{\text{virg}}$ where
 - $SSB_{\text{virg}} = 6.44$ millions tons is the virginal spawning stock biomass
 - percentage is typically 0.2, 0.3 or 0.4
- Economical: $Y(N(t), \lambda(t)) \geq y_{\min}$ where
 - Y is the catches in term of biomass

Constraints: Conflicting Indicators

Consider constraints to be satisfied at every time $t = t_0, \dots, T$.

They are given by **indicators** $I_k = I_k(N, \lambda)$ and **thresholds** or reference points i_k .

We impose $I_k(N(t), \lambda(t)) \geq i_k$ for all $t = t_0, \dots, T$

In this talk we focus on two conflicting issues:

- **Biological:** $SSB(t) \geq \text{percentage} \cdot SSB_{\text{virg}}$ where
 - $SSB_{\text{virg}} = 6.44$ millions tons is the **virginal spawning stock biomass**
 - percentage is typically 0.2, 0.3 or 0.4
- **Economical:** $Y(N(t), \lambda(t)) \geq y_{\min}$ where
 - Y is the catches in term of biomass

Constraints: Conflicting Indicators

Consider constraints to be satisfied at every time $t = t_0, \dots, T$.

They are given by **indicators** $I_k = I_k(N, \lambda)$ and **thresholds** or reference points i_k .

We impose $I_k(N(t), \lambda(t)) \geq i_k$ for all $t = t_0, \dots, T$

In this talk we focus on two conflicting issues:

- **Biological:** $SSB(t) \geq \text{percentage} \cdot SSB_{\text{virg}}$ where
 - $SSB_{\text{virg}} = 6.44$ millions tons is the virginal spawning stock biomass
 - percentage is typically 0.2, 0.3 or 0.4
- **Economical:** $Y(N(t), \lambda(t)) \geq y_{\min}$ where
 - Y is the **catches in term of biomass**

A Common Currency: Viability Probability

We use the probability on the set of all possible scenarios as a common currency.

This **viability probability (VP)** depends on the initial time t_0 , the initial state N_0 and a given control rule λ^* (exploitation policy, for instance TAC or fixed constant fishing effort), and is defined by:

$$VP_{\lambda^*} = P \left(w(\cdot) : \begin{array}{l} N(t_0) = N_0 \\ N(t+1) = g(N(t), \lambda(t), w(t)) \\ \lambda(t) = \lambda^*(t, N(t)) \\ I_k(N(t), \lambda(t)) \geq i_k \\ \text{for all } k = 1, 2 \text{ and } t = t_0, \dots, T \end{array} \right)$$

We use this probability to **compare** different exploitation strategies

A Common Currency: Viability Probability

We use the probability on the set of all possible scenarios as a common currency.

This **viability probability (VP)** depends on the initial time t_0 , the initial state N_0 and a given control rule λ^* (**exploitation policy**, for instance TAC or fixed constant fishing effort), and is defined by:

$$VP_{\lambda^*} = P \left(w(\cdot) : \begin{array}{l} N(t_0) = N_0 \\ N(t+1) = g(N(t), \lambda(t), w(t)) \\ \lambda(t) = \lambda^*(t, N(t)) \\ I_k(N(t), \lambda(t)) \geq i_k \\ \text{for all } k = 1, 2 \text{ and } t = t_0, \dots, T \end{array} \right)$$

We use this probability to **compare** different exploitation strategies

A Common Currency: Viability Probability

We use the probability on the set of all possible scenarios as a common currency.

This **viability probability (VP)** depends on the initial time t_0 , the initial state N_0 and a given control rule λ^* (exploitation policy, for instance TAC or fixed constant fishing effort), and is defined by:

$$VP_{\lambda^*} = \mathbf{P} \left(w(\cdot) : \begin{array}{l} N(t_0) = N_0 \\ N(t+1) = g(N(t), \lambda(t), w(t)) \\ \lambda(t) = \lambda^*(t, N(t)) \\ I_k(N(t), \lambda(t)) \geq i_k \\ \text{for all } k = 1, 2 \text{ and } t = t_0, \dots, T \end{array} \right)$$

We use this probability to **compare** different exploitation strategies

A Common Currency: Viability Probability

Evaluation of
Management
Procedures

Héctor Ramírez

Introduction

The Model

Viability
Approach

Evaluation of
Management
Procedures

Conclusions

We use the probability on the set of all possible scenarios as a common currency.

This **viability probability (VP)** depends on the initial time t_0 , the initial state N_0 and a given control rule λ^* (exploitation policy, for instance TAC or fixed constant fishing effort), and is defined by:

$$VP_{\lambda^*} = \mathbf{P} \left(w(\cdot) : \begin{array}{l} N(t_0) = N_0 \\ N(t+1) = g(N(t), \lambda(t), w(t)) \\ \lambda(t) = \lambda^*(t, N(t)) \\ I_k(N(t), \lambda(t)) \geq i_k \\ \text{for all } k = 1, 2 \text{ and } t = t_0, \dots, T \end{array} \right)$$

We use this probability to **compare** different exploitation strategies

Outline

Evaluation of
Management
Procedures

Héctor Ramírez

Introduction

The Model

Viability
Approach

Evaluation of
Management
Procedures

Conclusions

- 1 Introduction
- 2 The Model
- 3 Viability Approach
- 4 Evaluation of Management Procedures**
- 5 Conclusions

MPs Evaluation

Classical approach: MSE

Evaluation of
Management
Procedures

Héctor Ramírez

Introduction

The Model

Viability
Approach

Evaluation of
Management
Procedures

Conclusions

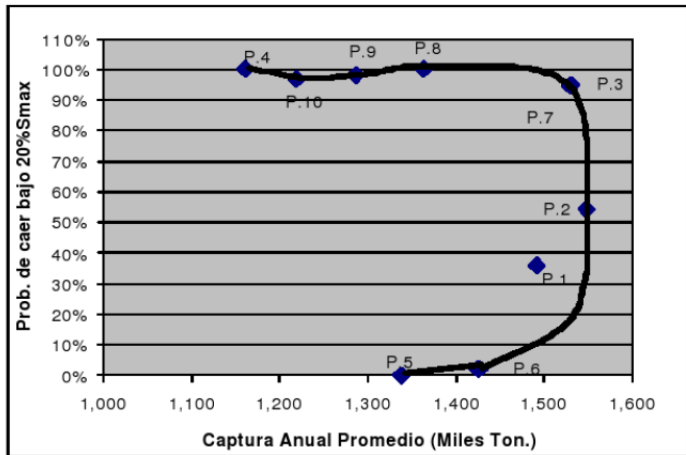
As detailed in Sainsbury et al. (2000), the MSE approach consists of two main steps:

- 1 defining an operational set of management objectives,
- 2 and evaluating using simulations the performance of various alternative management strategies with respect to the specified objectives, taking into account uncertainty in the modeled processes

MPs Evaluation

Classical approach: MSE

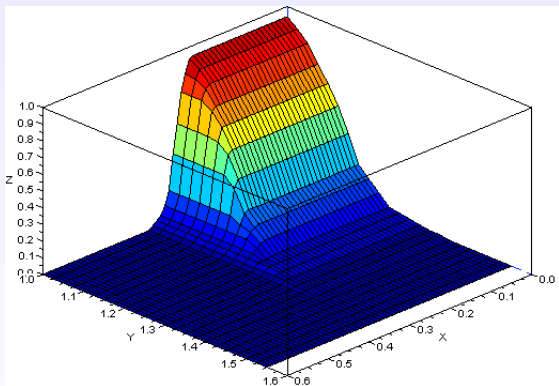
MSE example (M. Yepes 2008):



MPs Evaluation

Viability approach

Output for constant fishing effort $\lambda(t) = \lambda^* = 0.2$



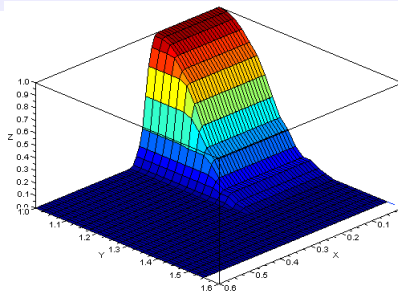
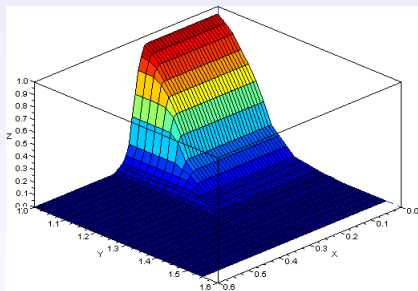
When percentage = 0.2 and $y_{\min} = 1.2$ millions tons. we have:

$$VP_{0.2} = 0.155$$

MPs Evaluation

Visual comparison of two given strategies

We can compare strategies $\lambda(t) = 0.2$ and $\lambda(t) = 0.23$:



If percentage = 0.2 and $y_{\min} = 1.2$ millions tons we have:

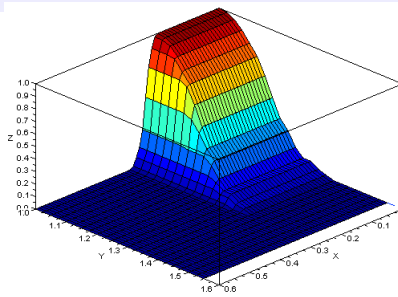
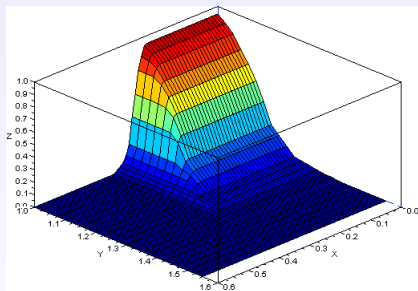
$$VP_{0.2} = 0.155 \leq 0.438 = VP_{0.23}$$

So, for these reference points, exploitation strategy $\lambda(t) = 0.23$ should be preferable to $\lambda(t) = 0.2$

MPs Evaluation

Visual comparison of two given strategies

We can compare strategies $\lambda(t) = 0.2$ and $\lambda(t) = 0.23$:



If percentage = 0.2 and $y_{\min} = 1.2$ millions tons we have:

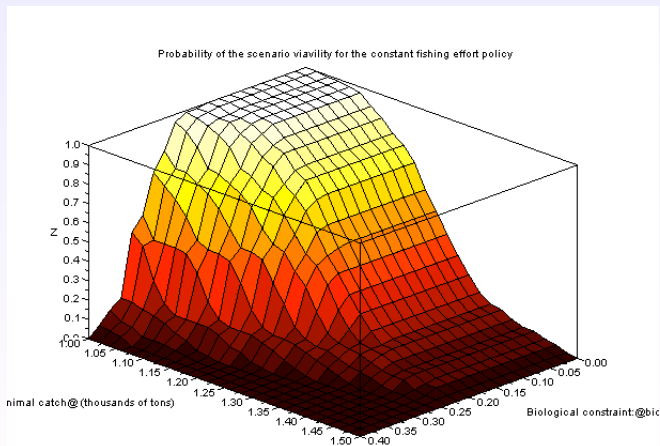
$$VP_{0.2} = 0.155 \leq 0.438 = VP_{0.23}$$

So, for these reference points, exploitation strategy $\lambda(t) = 0.23$ should be preferable to $\lambda(t) = 0.2$

MPs Evaluation: Constant Fishing Effort

Computation of Viability Probability

For the range of reference points, percentage and y_{\min} , we compute the highest viability property we can obtain via a constant fishing effort strategy:



Evaluation of
Management
Procedures

Héctor Ramírez

Introduction

The Model

Viability
Approach

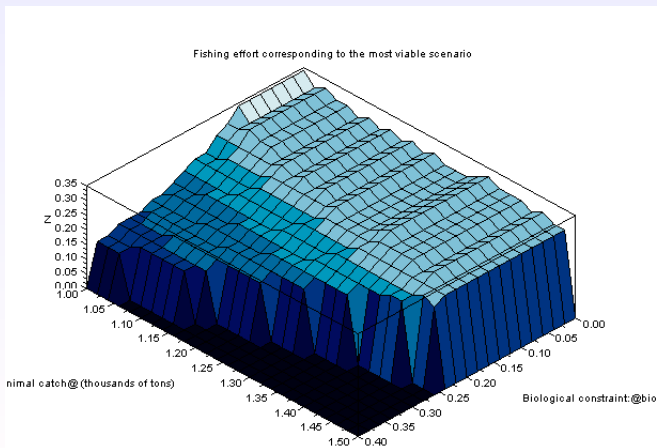
Evaluation of
Management
Procedures

Conclusions

MPs Evaluation: Constant Fishing Effort

Best constant fishing effort strategy

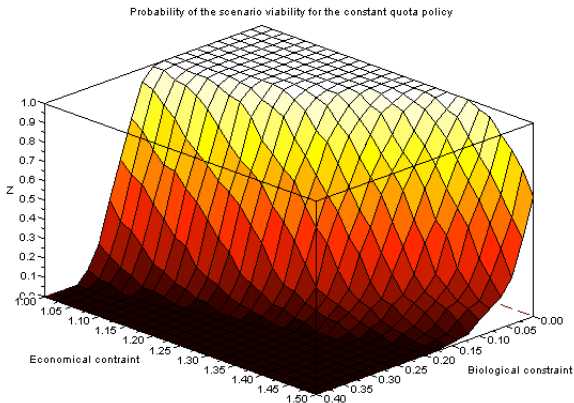
For the range of reference points percentage and y_{\min} we compute the larger constant fishing effort value (associated with the probability of the previous slide):



MPs Evaluation: TAC

Computation of Viability Probability

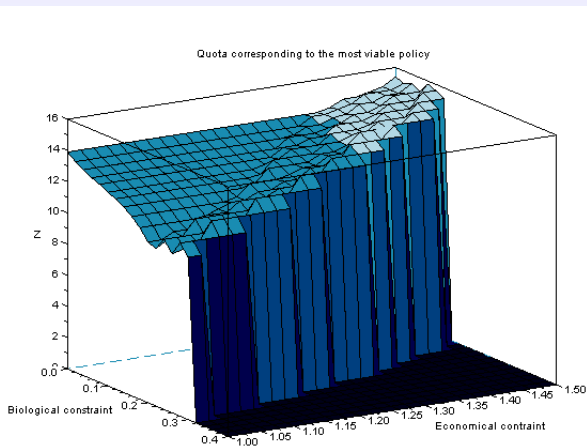
For the range of reference points, percentage and y_{\min} , we compute the highest viability property we can obtain via a TAC strategy:



MPs Evaluation: TAC and Constant Fishing Effort

Best TAC strategy

For the range of reference points percentage and y_{\min} we compute the larger TAC value (associated with the probability of the previous slide):



MPs Evaluation: TAC vs Constant Fishing Effort

Evaluation of Management Procedures

Héctor Ramírez

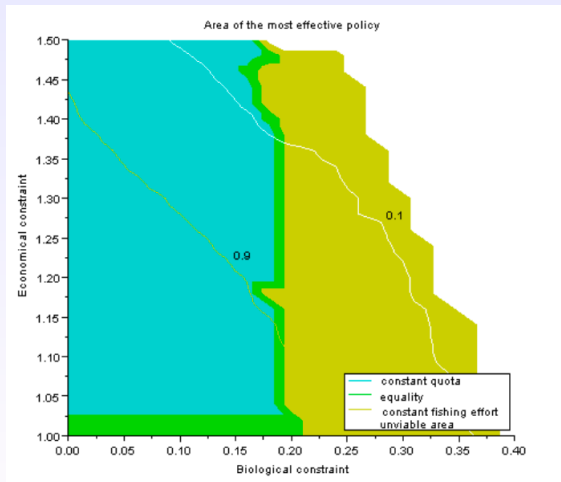
Introduction

The Model

Viability Approach

Evaluation of Management Procedures

Conclusions



Note that TAC type strategy is always more efficient than a constant fishing effort type strategy when the probability ≥ 0.9

MPs Evaluation: TAC vs Constant Fishing Effort

Evaluation of Management Procedures

Héctor Ramírez

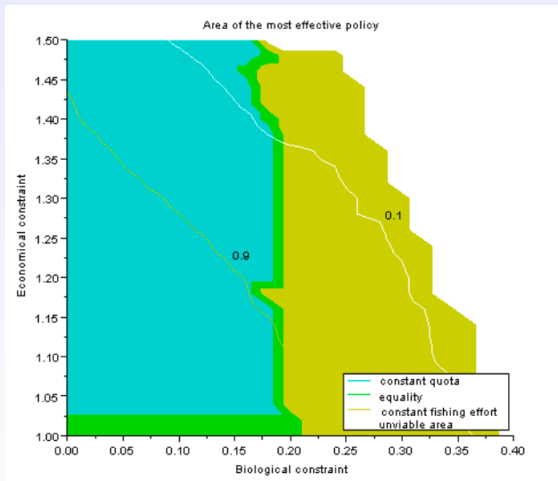
Introduction

The Model

Viability Approach

Evaluation of Management Procedures

Conclusions



Note that TAC type strategy is always more efficient than a constant fishing effort type strategy when the probability ≥ 0.9

Outline

Evaluation of
Management
Procedures

Héctor Ramírez

Introduction

The Model

Viability
Approach

Evaluation of
Management
Procedures

Conclusions

- 1 Introduction
- 2 The Model
- 3 Viability Approach
- 4 Evaluation of Management Procedures
- 5 Conclusions

Tool Scheme: MSE

Evaluation of
Management
Procedures

Héctor Ramírez

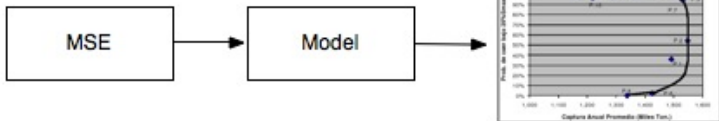
Introduction

The Model

Viability
Approach

Evaluation of
Management
Procedures

Conclusions



Tool Scheme: Viability Approach

Evaluation of Management Procedures

Héctor Ramírez



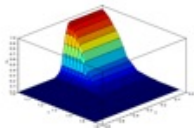
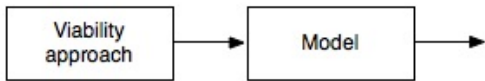
Introduction

The Model

Viability Approach

Evaluation of Management Procedures

Conclusions



Conclusions

Evaluation of
Management
Procedures

Héctor Ramírez

Introduction

The Model

Viability
Approach

Evaluation of
Management
Procedures

Conclusions

- We consider an age structured abundance population model where the uncertainties only appears in the stock-recruitment relationship
- These uncertainties reflect the impact of *El Niño* phenomena
- We apply a new methodology which establishes a common currency (the viability probability) for the study of MPs
- This methodology provides a flexible tool for the comparison of fishery exploitation strategies

Bibliography

Evaluation of
Management
Procedures

Héctor Ramírez

Introduction

The Model

Viability
Approach

Evaluation of
Management
Procedures

Conclusions



M. De Lara & L. Doyen

Sustainable Management of Natural Resources

Springer-Verlag (2008)



M. De Lara & V. Martinet

Multi-criteria dynamic decision under uncertainty: a stochastic viability analysis and an application to sustainable fishery management.

Math. Biosci. 217 (2009), no. 2, 118–124



V. Martinet, J. Peña, H. Ramírez & M. De Lara

Risk and Sustainability: Assessing Resource Management Procedures

Working paper



M. Yepes, J. Peña, P. Barría & A. Gomez-Lobos

Pesquería del Jurel en Chile: Reclutamiento, El Niño y efectos sobre la captura

Working paper (UAH Master thesis)

ICCOPT 2010

Evaluation of
Management
Procedures

Héctor Ramírez

Introduction

The Model

Viability
Approach

Evaluation of
Management
Procedures

Conclusions



The International Conference on Continuous Optimization (ICCOPT) 2010

July 24-25 Winter School

July 26-29 Conference

ICCOPT III
Santiago, Chile
July 24-29, 2010

<http://iccopt2010.cmm.uchile.cl/>

The International Conference
on Continuous Optimization
(ICCOPT)



Dates:
July 24-25 2010, Winter School
July 26-29 2010, Conference
Santiago, Chile



Thanks!!

Evaluation of
Management
Procedures

Héctor Ramírez

Introduction

The Model

Viability
Approach

Evaluation of
Management
Procedures

Conclusions



280195

Grilled mackerel

@Fotos mitgeschmack / Stockfood

Viewed by Guest on 9/7/2006